

EQUIPMENT GUIDE

SIMONELLI | GROUP

Espresso - Low Volume

Grinders

Home / Small Restaurant

Oscar II - PO & DC

Description	1 Group Timed Dosing
Manufacturer	Nuova Simonelli
Capacity	1-30 (drinks/day)
Water Info	Line for DC Models
Volts	110
Amps	10
Watts	1,200
Weight (lbs)	40
Dimensions (HxWxD)	16" x 12" x 16"



Note: DC: Direct Connect PO: Pour Over

Home / Small Restaurant

Musica - PO & DC

Description	1 Group Volumetric Dosing
Manufacturer	Nuova Simonelli
Capacity	1-30 (drinks/day)
Water Info	Line for DC Models
Volts	110 - 125
Amps	10
Watts	1,200
Weight (lbs)	45
Dimensions (HxWxD)	17" x 13" x 16"



Note: DC: Direct Connect PO: Pour Over

Home / Small Shop / Decaf

G-60

Description	On Demand Grinder
Manufacturer	Nuova Simonelli
Capacity	60 mm burrs
Water Info	—
Volts	110 - 125
Amps	2
Watts	220
Weight (lbs)	25
Dimensions (HxWxD)	16" x 6" x 10.5"



Espresso - Medium Volume

Grinders

Small - Med Shop / Restaurant

Appia Life 1 Group

Description	1-3 Group Semi / Vol Dosing
Manufacturer	Nuova Simonelli
Capacity	100 200 300 (drinks/day)
Water Info	Water + Drain
Volts	110 220 220
Amps	13 17 23
Watts	1500 3400 5000
Weight (lbs)	105 160 195
Dimensions (HxWxD)	22" x 16" x 21" 21" x 31" x 22" 21" x 40" x 22"



Note: Autosteam available on 1 Gr

Small Shop / Restaurant

Appia Life 2 Group Compact

Description	2 Group Semi / Vol Dosing
Manufacturer	Nuova Simonelli
Capacity	150 (drinks/day)
Water Info	Water + Drain
Volts	110 220
Amps	13 14
Watts	1500 3000
Weight (lbs)	130 130
Dimensions (HxWxD)	26.2" x 20.1" x 22.6"



Note: AutoSteam available on Vol unit

Medium Shop / Restaurant

MDXS & MDXS On Demand

Description	Doser On Demand Grinder
Manufacturer	Nuova Simonelli
Capacity	65 mm burrs
Water Info	—
Volts	110 110
Amps	3 5
Watts	290 500
Weight (lbs)	30 30
Dimensions (HxWxD)	23" x 8" x 14" 24" x 9" x 10"



Espresso - High Volume

Grinders

Medium - Large Shop

Aurelia Wave

Description	2-3 Group Semi / Vol / Digit
Manufacturer	Nuova Simonelli
Capacity	350 500 (drinks/day)
Water Line	Water + Drain
Volts	220 220
Amps	21 23
Watts	4500 5000
Weight (lbs)	200 250
Dimensions (HxWxD)	23" x 33" x 23" 23" x 42" x 23"



Note: 2x autosteam available on Vol, Digit, T3

Restaurant / Speciality / Roasters

White Eagle Digit

Description	2-3 Group Digit
Manufacturer	Victoria Arduino
Capacity	350 500 (drinks/day)
Water Line	Water + Drain
Volts	220 220
Amps	22 24
Watts	4500 5200
Weight (lbs)	191 244
Dimensions (HxWxD)	20" x 33" x 26" 20" x 42" x 26"



Note: 1x autosteam available

Large Shop

MDJ On Demand

Description	On Demand Grinder
Manufacturer	Nuova Simonelli
Capacity	75 mm burrs
Water Info	—
Volts	110
Amps	5
Watts	575
Weight (lbs)	38
Dimensions (HxWxD)	24" x 8.5" x 11.5"



Espresso - High Volume

Grinders

Speciality Shop / Roastery

Eagle One

Description	2-3 Group T3
Manufacturer	Victoria Arduino
Capacity	Unlimited (drinks/day)
Water Line	Water + Drain
Volts	220 220
Amps	24 40
Watts	5000 6500
Weight (lbs)	151 185
Dimensions (HxWxD)	23" x 30" x 17" 23" x 39" x 17"



Note: Comes with display | T3 provides temp control

Restaurant / Speciality / Roasters

Black Eagle

Description	2-3 Group T3 / Gravimetric
Manufacturer	Victoria Arduino
Capacity	Unlimited (drinks/day)
Water Line	Water + Drain
Volts	220 220
Amps	32 48
Watts	7300 9900
Weight (lbs)	242 297
Dimensions (HxWxD)	20" x 33" x 28" 20" x 43" x 28"



Note: 1x autosteam available

All Types of Applications

Mythos Line

Description	M1 Basic Plus Clima M2 Pure Premium Grav
Manufacturer	Nuova Simonelli Victoria Arduino
Capacity	75 mm burrs 85 mm burrs
Water Info	—
Volts	110 110
Amps	8 8
Watts	800 800
Weight (lbs)	53 53
Dimensions (HxWxD)	25" x 8" x 16" 21" x 8" x 17"



Note: Ease of use make this grinder ideal

SIMONELLI | GROUP

EQUIPMENT GUIDE

SIMONELLI | GROUP

Super Auto - Medium Volume

Super Auto - High Volume

Office / Restaurant
Prontobar Touch
 3lt Boiler(s), 2 Grinder, ∞ Drink Options
 Nuova Simonelli
 200 (drinks/day)
 Direct Connect
 220
 13
 2800
 100
 25" x 13" x 21"



Note: can be 1 step (need milk cooler) or 2 step

Med Coffee Shop / Restaurant
Prontobar - America
 3lt Boiler(s), 2 Grinders, 6 Drink Options
 Nuova Simonelli
 200 (drinks/day)
 Direct Connect
 220
 13
 2800
 100
 24" x 13" x 21"



Note: can be 1 step (need milk cooler) or 2 step

Large Shop / Restaurant
Talento
 4 lt Boiler(s), 2 Grinders, 20 Drink Options
 Nuova Simonelli
 250 (drinks/day)
 Direct Connect
 220
 25
 5400
 150
 34" x 16" x 25"



Note: can be 1 step (need milk cooler) or 2 step

Super Auto - Setup

Cleaner

1 Step System
NS Milk Cooler
 keeps milk cold for 1 step superauto
 Nuova Simonelli
 1 gallon of milk
 —
 110 - 125
 .5
 60
 28 (with milk)
 13" x 9" x 14"




Note: this allows milk to be steamed inside machine

2 Step System
Smart Wand (standard)
 Steams and froths the milk
 Nuova Simonelli
 —
 —
 Built In
 —
 —
 Built In



Note: user must start the milk and pour it into the drink

Required for 1 Step
NS Froth Cleaner
 Used to clean milk lines
 Nuova Simonelli
 1 lt bottle
 —
 —
 —
 2.5
 9.25" x 5.25" x 2.5"



Hybrid - Medium to High Volume

Grinder

Office / Restaurant
Appia Volumetric W/ Smart Wand
 1 Group Volumetric, with automated frothing
 Nuova Simonelli
 100 (drinks/day)
 Water + Drain
 110
 13
 1500
 105
 22" x 16" x 21"




Note: offers same capacity as Microbar II

Restaurant / Speciality / Roaster
Wave Vol/Digit W/ 2x Smart Wand
 2 Group Digit, with automated frothing
 Nuova Simonelli
 350 (drinks/day)
 Water + Drain
 220
 21
 4500
 200
 23" x 33" x 23"



Note: offers more capacity then superauto's (2group)

Hybrid Setup Grinder
Mythos Plus
 On Demand grinder with tamping lever
 Nuova Simonelli
 75 mm burrs
 —
 110
 8
 800
 53
 25" x 8" x 20"



Note: grinder has built in tamper for ease of use

Hybrid - Specialty


Grinders

Speciality Shop / Roaster
Eagle One
 2-3 Group T3
 Victoria Arduino
 Unlimited (drinks/day)
 Water + Drain
 220 | 220
 35 | 44
 7600 | 9500
 198 | 253
 20" x 33" x 26" | 20" x 42" x 26"




Note: T3 provides temp control

Speciality / Roaster
Black Eagle
 2-3 Gravimetric (T3 tech standard)
 Victoria Arduino
 Unlimited (drinks/day)
 Water + Drain
 220 | 220
 32 | 48
 7300 | 9900
 242 | 297
 20" x 33" x 28" | 20" x 43" x 28"



Note: weighs espresso and can stop automatically

Hybrid Setup Grinder
Mythos II
 Gravimetric
 Victoria Arduino
 85 mm burrs
 —
 110
 8
 800
 53
 21" x 8" x 17"



Note: few adjustments needed and doses by weight




SIMONELLI | GROUP

EQUIPMENT GUIDE

SIMONELLI | GROUP

Water Filtration Cartridges

Water Filter Head

	All Equipment RSCF195	Single Head Machines RSCF125	For RSCF195 & RSCF125 RSCF Head
Description	Large Capacity System	Standard Capacity System	RSCF Head with Flush Valve
Manufacturer	3M	3M	Nuova Simonelli
Capacity	4350 Grains	1100 Grains	—
Water Info	Flow rate 1.0 gpm Hardness, Chlorine Taste, and Odor Reduction	Flow rate .5 gpm Hardness, Chlorine Taste, and Odor Reduction	—
Weight (lbs)	9.5	4	1
Dimensions (HxC)	23" x 6"	20" x 5"	—
			
	Note: Does not include head	Note: Does not include head	

Portafilter Kits

Basic Portafilter




	All Espresso Machines Blue Capsule Adapter	All Espresso Machines Basic Pod Kit	All Espresso Machines Standard Portafilter
Description	Allows for Blue Capsules to be used	Allows for Basic Pods to be used	Ground Coffee Required
Manufacturer	Nuova Simonelli	Nuova Simonelli	Nuova Simonelli
Capacity	Single or Double Capsule	1 Pod	Depends on basket
			




Accessoires

Cleaning

	All Setups Metal Tamper	For Standard Portafilters Tamping Mat	All Setups Backflushing Tablets
Description	Used to Tamp coffee in a basic portafilter	Used to tamp on	Used to backwashing machine w/ blind basket
Recommended Quantity	2 per group head	1 for 1-2 group 2 for 2-4 groups	1-2 Depending on use (100 tablets per bottle)
			

	All Setups 20 oz Latte Art Pitcher	For Standard Portafilters 32 oz Latte Art Pitcher	All Setups Screen Cleaning Brush
Description	Used to steam milk	Used to Steam Milk	Used to clean group screens
Recommended Quantity	1 for 1 group 2 for 2-4 groups	1 for 1 group 2 for 2-4 groups	1 per espresso machine
			

	All Setups 2oz Shot Glass	All Setups Easy Steam Thermometer	All Setups Knockbox
Description	2oz shot glass for extracted coffee	Used to check milk temperature while steaming	Used to dump portafilter/pod remains after use
Recommended Quantity	2 per group head	1 per steam pitcher	1 for 1 group 2 for 2-4 group
			

	Long Twist Spoon	NS Espresso Cups	NS Cappuccino Cups
Description	Used while pouring milk	Comes in sets of 6 cups & plates	Comes in sets of 6 cups & plates
Recommended Quantity	1 per steam pitcher	Depends on use	Depends on use
			

SIMONELLI | GROUP