



# BEVERAGE-AIR®

Project: _____	AIA#
Item: _____	SIS#
Location: _____	
Approved: _____	

**WTFD36AHC WORKTOP DRAWER FREEZER**

## WORKTOP FREEZER

### WTFD36AHC Flat Top With Drawers

### Hydrocarbon Series

**MODEL:**  
WTFD36AHC-2-FLT



**5 Year Parts/Labor Warranty Available**  
**7 Year Compressor Warranty**

#### CABINET CONSTRUCTION

- Stainless steel front, sides, drawers and grille (galvanized back & bottom)
- Interior liner is made of corrosion resistant aluminum
- Stainless steel worktop for added durability
- Flat top
- Full electronic control
- Interior thermometer is standard
- Snap-in drawer gaskets
- Upper and lower pull-out drawers accommodate 6" deep pans
- Stainless steel drawer frames supported on telescoping drawer slides
- Drawer slides include locking mechanism that prevents drawer from being inadvertently pulled off cabinet
- 6" Casters, (2) with brakes standard

#### OPTIONS & ACCESSORIES

- 3 Year parts/labor standard, additional 2 year warranty available
- Stainless steel back
- Stainless steel interior
- Cutting board
- 6" Legs (stainless steel, black or seismic/flange)
- Low profile casters
- Remote option\* (see note on back on page)

#### REFRIGERATION SYSTEM

- Uses environmentally friendly, energy efficient R290 refrigerant, and meets all regulatory requirements for CARB, SNAP, DOE & more
- Adaptive defrost
- Epoxy coated evaporator coil
- Freezers capable of maintaining product temperature of -10°F



  
Please verify qualifying units by visiting:  
[www.energystar.gov/cfs](http://www.energystar.gov/cfs)

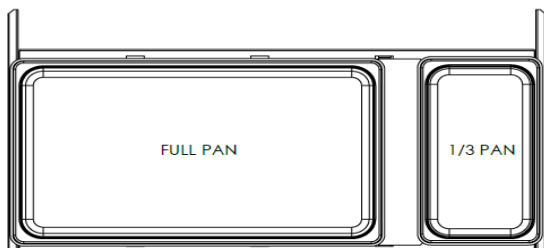
3779 Champion Blvd., Winston-Salem, NC 27105  
1-888-845-9800 Fax: 1-336-245-6453  
Beverage-Air.com Sales@bevair.com



# BEVERAGE-AIR

MODEL	WTFD36AHC-2-FLT
<b>EXTERNAL DIMENSIONAL DATA</b>	
Width Overall	36"
Depth Overall with Handle & Bumper	32"
Height Overall with 6" Casters	35 5/8"
Number of Drawers	2
Depth with Drawer Extended	47 1/2"
Drawer Openings	(2) 31 5/8" x 9 3/8"
<b>INTERNAL DIMENSIONAL DATA</b>	
NET Capacity (cubic ft.)	8.69
Internal Width Overall (in)	32"
Internal Depth Overall (in)	15 3/8"
Internal Height Overall (in)	23"
<b>ELECTRICAL DATA</b>	
Full Load Amperes	4.0
<b>REFRIGERATION DATA</b>	
Horsepower	1/2
Capacity (BTU/Hr)	1408
Heat Rejection (BTU/Hr)	2112
Charge (lbs/grams/ounces)	0.165 / 75 / 2.64
<b>SHIPPING DATA</b>	
Gross Weight - Crated	264 lbs
Height - Crated	43"
Width - Crated	38"
Depth - Crated	33"

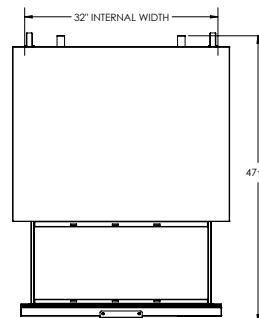
\*NOTE: Remote units are field wired and come with 6" legs. Refrigerant must be specified at time of order.



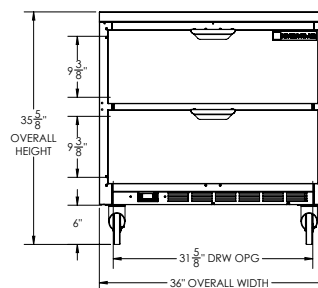
## Worktop Freezer Model: WTFD36AHC-2-FLT

### Model Views

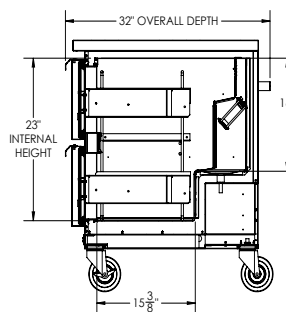
Required Clearance: 3" Bottom & 2" Rear



### PLAN VIEW



### ELEVATION VIEW



### SIDE VIEW

### ELECTRICAL CONNECTION



115/60/1  
NEMA 5-15P

Unit pre-wired at factory and include 8' long cord and plug set.

