



NEO® 65/80 Undercounter Ice Machines

NEO® 65/80 Undercounter Ice Machines

Models

- UDE-0065A UDE-0080A



- Ranging from 57lbs. (26 kgs) to 102 lbs. (46 kgs) daily ice production
 - Cabinet volume 1.059 ft³ (0.03m³)
 - 31 lb. (14.0 Kg) ice storage capacity*
- * Application capacity based on: 90% volume x 33lbs/ft³ average density of ice.

Standard Features

- Compact size for easy placement under counters or as a stand alone.
- Ideal for any small-volume ice need with ice maker and bin in one.
- Clean, crisp, coordinated interior.
- AlphaSan® in key internal components to extend time between cleanings.
- Flat, right-angle plug for easier installation in tight spaces.
- Attractive, durable stainless steel cabinet.
- Easy access door, slides up & out of the way.
- Patented cleaning and sanitizing technology.
- Manitowoc's proven vertical evaporator using proprietary technology is made in Manitowoc, WI.
- Easy access air filter designed for longer operation in greasy and dusty environments.
- Front air intake and exhaust.
- CFC-FREE R-134A refrigerant.

Specifications

BTU Per Hour:

U-65: 1,600 (average)
2,350 (peak)

U-80: 2,050 (average)
2,500 (peak)

Compressor:

Nominal rating: 1/4 HP

Legs:

Adjustable from 6.00"-7.25"
(15.24-17.78 cm).

Ice Storage:

One piece bin liner (seamless)
"rotocast" polyethylene.

Insulation:

Insulation foamed-in-place
with CFC-FREE foam.

Operating Limits:

Ambient Temperature Range:

U-65: 50° to 110° F
(10° to 43° C)

U-80: 40° to 110° F
(1.6° to 43° C)

Water Temperature Range:

U-65: 50° to 86° F
(10° to 30° C)

U-80: 33° to 90° F
(0.6° to 32° C)

Water Pressure Ice Maker

Water In:

U-65:
Min. 34 psi (240 kPa)
Max. 90 psi (620 kPa)

U-80:
Min. 20 psi (138 kPa)
Max. 80 psi (551 kPa)

Ice Machine Electric

115/60/1. (230/50/1 also available.) 115/60/1 ice machines are factory pre-wired with a 6' (180 cm) power cord and NEMA 5-15P-plug configuration.

Total ampacity:

U-65: 5.3 amps.

U-80: 5.2 amps.

Maximum fuse size:

15 amps.

HACR-type circuit breakers can be used in place of fuses.

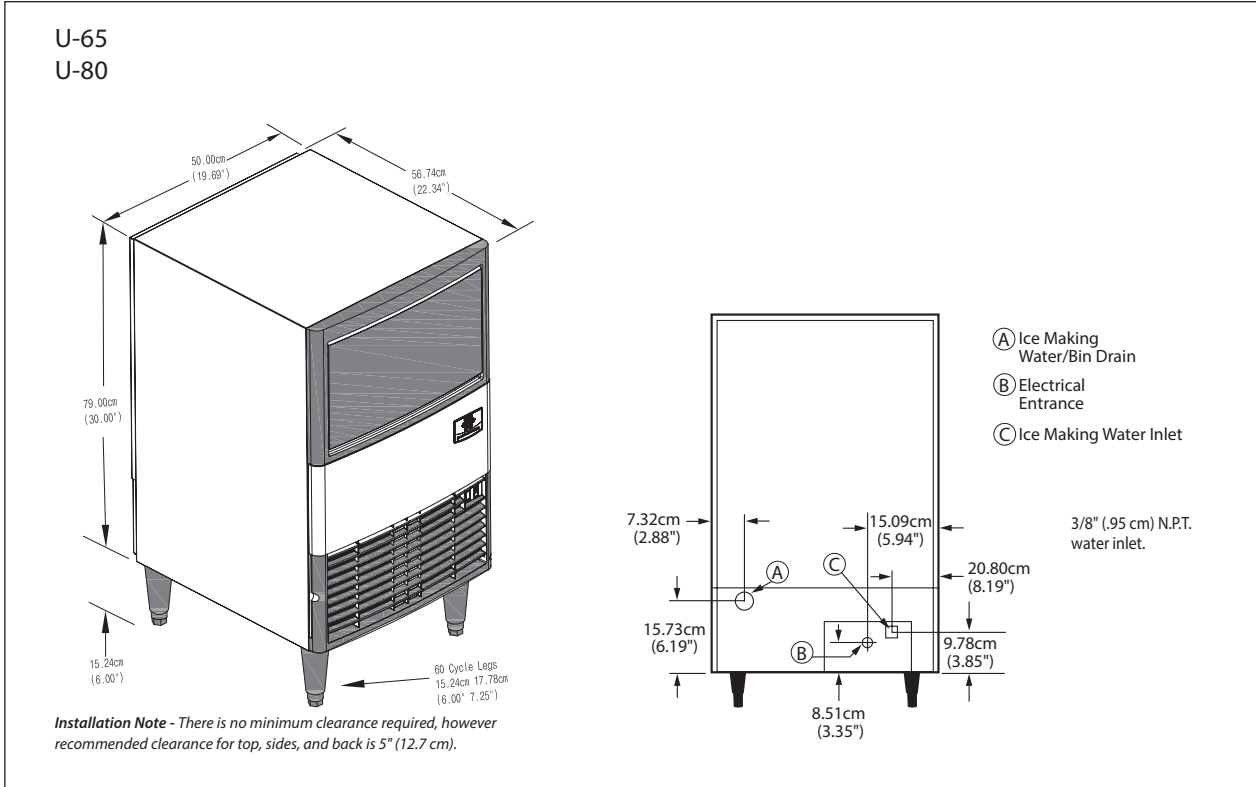
Ice Shape



Dice
7/8" x 7/8" x 7/8"
(2.22 x 2.22 x 2.22 cm)



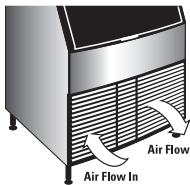
COMPANY WITH
QUALITY SYSTEM



Model	Ice Shape	Ice Production 24 Hours		Power kWh/100 lbs. @ 90°/70°F	Potable Water Usage @ 90°/70°F per 100 lbs/45.5 kgs of ice	Storage Bin Capacity
		70° Air/50°F Water 21° Air/10°C Water	90° Air/70°F Water 32° Air/21°C Water			
UDE-0065A	Dice	57 lbs.	46 lbs.	19.1	39.2 gal	31 lbs.
		26 kgs	21 kgs			14 kgs
UDE-0080A	Dice	102 lbs.	71 lbs.	10.7	43.1 gal	31 lbs.
		46 kgs	32 kgs			14 kgs

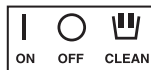
"A" following model number indicates "Air" cooled condensing unit.

Air Flow Top View




Air in left, air out right, no side vents. Great for installation under countertops and next to other equipment.

Front Access



Initiate ice, off and clean operations with simple upfront selector switch. No need to remove front panel. Now easier to see and access.

Air Filter



Slides out from left side front without tools, easy to clean, reusable filter protects condenser from lint, grease and dust.