



BEVERAGE-AIR®

Project: _____	AIA#
Item: _____	
Location: _____	SIS#
Approved: _____	

TMR1HC TOP MOUNT REACH-IN REFRIGERATOR

TOP MOUNT REACH-IN REFRIGERATOR

TMR1HC Reach-In Refrigerator
Hydrocarbon Series

MODEL:
TMR1HC-1S



4 Year Parts/Labor Warranty Available
7 Year Compressor Warranty

CABINET CONSTRUCTION

- Intelligent temperature control reduces energy consumption
- Three (3) shelves per section
- Door lock
- Stainless steel exterior and interior
- Easy access to the refrigeration system
- 6" Heavy-duty casters, two (2) with brakes
- Energy efficient LED lights
- Fans are position to increase internal capacity
- Fill mark helps to prevent overpacking



ACCESSORIES

- 2 Year parts/labor standard, additional 2 year warranty available
- Additional shelves

REFRIGERATION SYSTEM

- Uses environmentally friendly, energy efficient R290 refrigerant, and meets all regulatory requirements for CARB, SNAP, DOE & more
- Hot gas condensate evaporator
- Coated evaporator coil
- Maintains product temperatures between 36°F and 38°F



Please verify qualifying units by visiting:
www.energystar.gov/cfs

3779 Champion Blvd., Winston-Salem, NC 27105
1-888-845-9800 Fax: 1-336-245-6453
Beverage-Air.com Sales@bevair.com




BEVERAGE-AIR

MODEL	TMR1HC-1S
EXTERNAL DIMENSIONAL DATA	
Width Overall	26 5/16"
Depth Overall	33 7/16"
Height Overall	80 1/2"
Number of Doors	1
INTERNAL DIMENSIONAL DATA	
NET Capacity (cubic ft.)	19
Internal Width Overall (in)	22 1/32"
Internal Depth Overall (in)	28 3/32"
Internal Height Overall (in)	56 3/32"
Number of Shelves	3
ELECTRICAL DATA	
Full Load Amperes 115/60/1	3
REFRIGERATION DATA	
Horsepower	1/4
Capacity (BTU/Hr)	1550
Heat Rejection (BTU/Hr)	2325
Charge (lbs/grams)	0.1433/65
SHIPPING DATA	
Gross Weight (crated lbs)	304 lbs
Height - Crated	81"
Width - Crated	28"
Depth - Crated	35"

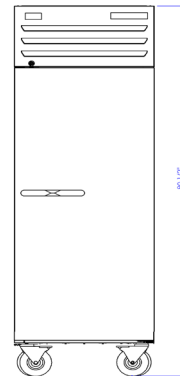
Top Mount Reach-In Refrigerator Model: TMR1HC-1S

Model Views

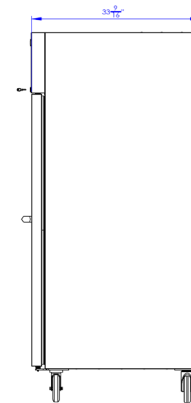
Required Clearance: Top 12", Rear 3", Side 0"



PLAN VIEW



ELEVATION VIEW



SIDE VIEW

ELECTRICAL CONNECTION



115/60/1
NEMA 5-15P

Unit pre-wired at factory and include 9.8' long cord and plug set.

