



BEVERAGE-AIR®

| | |
|-----------------|------|
| Project: _____ | AIA# |
| Item: _____ | |
| Location: _____ | SIS# |
| Approved: _____ | |

RB44HC BOTTOM MOUNT: VISTA® SERIES

VISTA® BOTTOM MOUNT REACH-IN REFRIGERATOR

**MODEL:
RB44HC-1G**

RB44HC Glass Door Reach-In Refrigerator
Hydrocarbon Series



**5 Year Parts/Labor Warranty Available
7 Year Compressor Warranty**

CABINET CONSTRUCTION

- Stainless steel front and grille, gray painted sides
- Gray painted aluminum interior
- Full electronic control
- LED lighting
- Self-closing doors with 120° stay-open feature, on spring-loaded hinges
- One-piece grille allow easy removal/installation for preventative maintenance
- Six (6) heavy duty epoxy coated wire shelves standard
- 6" Casters standard with (2) brakes

OPTIONS & ACCESSORIES

- 3 Year parts/labor standard, additional 2 year warranty available
- Stainless steel universal tray slide (AC)
- Epoxy shelves
- Shelf clips
- 3" Casters or 6" legs
- 6" Flanged/seismic feet
- Door locks
- Remote option* (see note on back page)

REFRIGERATION SYSTEM

- Uses environmentally friendly, energy efficient R290 refrigerant, and meets all regulatory requirements for CARB, SNAP, DOE & more
- Adaptive defrost
- Epoxy coated evaporator coil
- Maintains product temperatures between 36°-38°F



 Please verify qualifying units by visiting:
www.energystar.gov/cfs

3779 Champion Blvd., Winston-Salem, NC 27105
1-888-845-9800 Fax: 1-336-245-6453
Beverage-Air.com Sales@bevair.com



BEVERAGE-AIR®

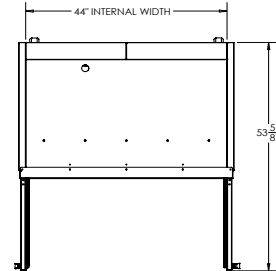
| MODEL | RB44HC-1G |
|----------------------------------|---------------------|
| EXTERNAL DIMENSIONAL DATA | |
| Width Overall | 47" |
| Depth Overall with Handles | 33 ½" |
| Height Overall | 84" |
| Number of Doors | 2 |
| Depth with Door Open 90° | 53 ⅝" |
| Door Openings (in) | 20 ¼" x 52 ⅝" |
| INTERNAL DIMENSIONAL DATA | |
| NET Capacity (cubic ft.) | 44.0 |
| Internal Width Overall (in) | 44" |
| Internal Depth Overall (in) | 25 ⅞" |
| Internal Height Overall (in) | 61 ⅝" |
| Internal Height Useable (in) | 55" |
| Number of Shelves | 6 |
| ELECTRICAL DATA | |
| Full Load Amperes 115/60/1 | 3.9 |
| REFRIGERATION DATA | |
| Horsepower | 1/3 |
| Capacity (BTU/Hr) | 2291 |
| Heat Rejection (BTU/Hr) | 3436.5 |
| Charge (lbs/grams/ounce) | 0.2425 / 110 / 3.88 |
| SHIPPING DATA | |
| Gross Weight (crated lbs) | 498 lbs |
| Height - Crated | 85" |
| Width - Crated | 49" |
| Depth - Crated | 36" |

*NOTE: Remote units are field wired and come with 6" legs.
Refrigerant must be specified at time of order.

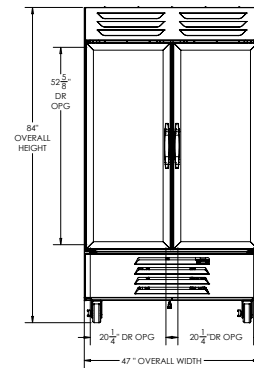
VISTA® Bottom Mount Reach-In Refrigerator Model: RB44HC-1G

Model Views

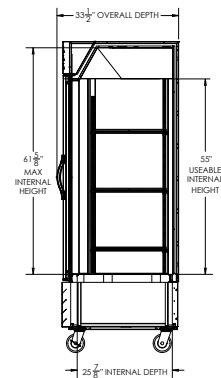
Required Clearance: Rear 3" & Bottom 3"



PLAN VIEW



ELEVATION VIEW



SIDE VIEW

ELECTRICAL CONNECTION



115/60/1
NEMA 5-15P

Unit pre-wired at factory and include 8' long cord and plug set.



3779 Champion Blvd., Winston-Salem, NC 27105 1-888-845-9800 Fax: 1-336-245-6453 Beverage-Air.com Sales@bevoir.com

an Ali Group Company



The Spirit of Excellence