





PT2A-FG-FG

Two Section Full Glass Door Pass Thru Refrigerator



PT2A-FG-FG
06/20/23
Item # 13565

W x D x H
55" x 37.75" x 79.5"*
*with 4" casters



Item #: _____
Project: _____
Qty: _____
AIA#: _____

Features

- ▶ Engineered to maintain NSF-7 temperatures in 100°F ambient. (Certified to NSF-7 temperatures in 86°F ambient.)
- ▶ Stainless steel interior with stainless steel exterior front, sides and top
- ▶ Unique ducted air distribution system
 - (2x) Energy efficient interior LED lights
 - Environmentally friendly R290 hydrocarbon refrigerant
 - Solid state digital controller with temperature alarms and LED display (Fahrenheit or Celsius)
 - Cabinet is insulated with 2-3/8" of CFC free, foamed in place polyurethane
 - Maximum interior storage capacity with smallest external footprint
 - Glass doors are energy efficient multi-pane, argon filled with locks
 - Exclusive stepped door design to protect recessed door gasket
 - Spring assisted self-closing doors with stay open feature
 - Sturdy 8 gauge stainless steel hinge plate with welded hinge pin
 - Extruded aluminum flush mount door handle
 - Field reversible doors
 - Evaporator coils are epoxy electrocoated (E-Coat) to help fight corrosion
 - Energy efficient automatic hot gas condensate evaporator
 - Top mount refrigeration comes standard with a condenser filter
 - Refrigerant flow is controlled with thermostatic expansion valve
 - Stainless steel shelf supports
 - (3) epoxy coated wire shelves are standard
 - Standard with 4" casters (two with brakes)
 - 10 ft. cord and plug



Dimensions / Capacity

Two Section PT2A-FG-FG

Interior Storage Capacity (CF) (AHAM)	52.5 ft ³
Overall Width x Depth	55" x 37.75"
Height (including 4" casters)	79.5"
Door Opening Width x Height	21.75" x 59.25"
Depth with Both Doors Open at 90° (front and back)	82.5"
Adjustable Shelves	6
Shelf Dimensions (W x D)	21.25" x 26"
Adjustable Center Shelves	3
Center Shelf Dimensions (WxD)	6" x 17.8"
Crated Shipping Weight	681 lbs
Crated Length x Depth x Height	58" x 41.25" x 81"

Electrical / Refrigeration

Two Section PT2A-FG-FG

Voltage	115/60/1
HACR Breaker	15.0 Amps
Electrical Connection (NEMA)	5-15P
Voltage Range	104-126
Ambient Temp. Range	45° to 100°F
Control Setpoint Range	31° to 52°F
Amperage	8
Energy Consumption (kWh/day) @ASHRAE	6
Heat Rejection (BTU/Hr.) @NSF	1429
Approx. Nominal Compres. BTU/HR (HP)	1545 (1/2HP)
Refrigerant / Charge Amount (oz)	R290 / (5.3 oz)

Options

- Additional epoxy shelves
- Additional air filter
- Stainless steel shelves
- Foot pedal
- Tray/Pan slides

Worry-Free Warranty



Valid in United States, Canada, Puerto Rico and U.S. Territories. Contact factory for warranty in other countries.


Note: Made to order. Allow 4-6 weeks.

Hoshizaki reserves the right to change specifications without notice.



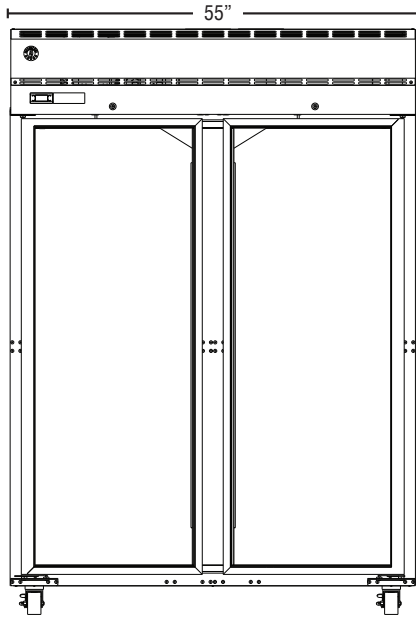
PT2A-FG-FG

Two Section Full Glass Door Pass Thru Refrigerator

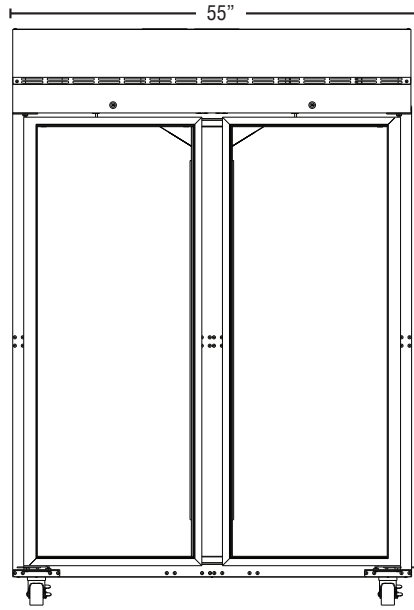


PT2A-FG-FG
06/20/23
Item # 13565

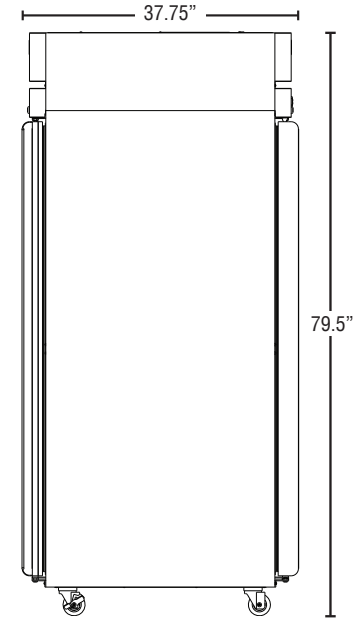
FRONT VIEW



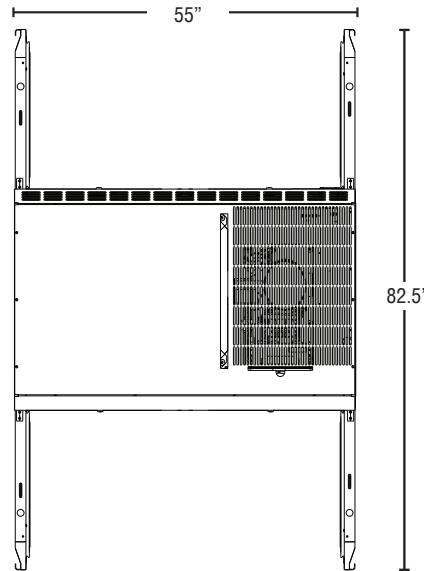
BACK VIEW



SIDE VIEW



PLAN VIEW



Cabinet Construction

The exterior cabinet front, sides, and top are constructed of high quality stainless steel. The cabinet interior is constructed of stainless steel with a unique ducted air flow system. Three (3) heavy duty epoxy coated shelves per section are standard. Mounted on stainless steel pilasters shelves are adjustable in 1" increments. Cabinet walls are insulated with 2-3/8" of environmentally friendly, CFC free, foamed in place polyurethane. (2x) interior LED lights provide energy efficient illumination. 4" polyolefin, casters (two with brakes) are standard.

Door Construction

Glass doors are constructed of high grade silver anodized aluminum with a full length chrome handle. Door glass is energy efficient multi pane, argon filled with locks. The door hinges are all metal and include an adjustable torsion spring closure that will not wear out like traditional cam-lift hinges. Hinge plates are constructed of heavy duty stainless steel. Doors stay open at 90° and are self-closing at 75°. Snap-in magnetic door gaskets are durable and easily removed for cleaning. Door hinging is field reversible.

Refrigeration System

The high efficiency refrigeration system is self-contained with an epoxy electrocoated (E-Coat) evaporator for extended life. Top mounted refrigeration system is easily accessible for service and includes a condenser filter with easy access from the top of the unit. The refrigeration system components are assembled on a high density expanded polypropylene platform that is removable from the main unit. A unique ducted air flow system achieves uniform air distribution within the cabinet to eliminate hot spots. Condensate removal is accomplished with a top mounted energy efficient non-electric evaporation system. A thermostatic expansion valve (TXV) controls the flow of environmentally friendly R290 refrigerant through the evaporator. Solid state digital controls monitor the operation and performance of the refrigeration system. The controls also provide visual high and low temperature and high and low voltage alarms. A LED display shows the cabinet temperature and is adjustable to Fahrenheit or Celsius. 115 volt units are equipped with a ten foot cord and plug (20.0 amps or less).