



BEVERAGE-AIR

Project: _____	AIA#
Item: _____	
Location: _____	SIS#
Approved: _____	

NC68HC NOVELTY FREEZER: SLANT TOP BUNKERS

NC NOVELTY CASES

NC68HC Novelty Freezers
Hydrocarbon Series

**MODEL:
NC68HC-1-W**



**5 Year Parts/Labor Warranty Available
7 Year Compressor Warranty**

CABINET CONSTRUCTION

- Exterior is white coated steel
- Interior is white powder coated surface
- Low energy consumption
- LED lighting
- Adjustable thermostat
- Operating temperature of 0°F to -10°F
- Angle top design with LowE tempered glass lids
- Lids are easily removable with lid lock & keys standard
- Round exterior edges
- Integrated tag molding
- 2" Heavy duty casters
- Drain plug for easy cleaning
- Seven (7) removable baskets

OPTIONS & ACCESSORIES

- 3 Year parts/labor standard, additional 2 year warranty available
- 2 Ring tub holder
- Custom graphics
- Dip well

REFRIGERATION SYSTEM

- Refrigeration system uses R290 refrigerant to comply with all environmental concerns
- The unit is best suited for an environment where temperatures remain below 75°F and humidity does not exceed 55%
- Areas with direct sunlight should also be avoided



Please verify qualifying units by visiting:
www.energystar.gov/cfs

3779 Champion Blvd., Winston-Salem, NC 27105
1-888-845-9800 Fax: 1-336-245-6453
Beverage-Air.com Sales@bevair.com




BEVERAGE-AIR

MODEL	NC68HC-1-W
EXTERNAL DIMENSIONAL DATA	
Width Overall	68 1/16"
Depth Overall	26"
Height Overall (with casters)	34 1/8"
Number of Lids	2
Number of Baskets	7
INTERNAL DIMENSIONAL DATA	
NET Capacity (cubic ft.)	21.0
Internal Width Overall (in)	61 1/8"
Internal Depth Overall (in)	19 7/16"
Internal Front Height Overall (in)	24"
Internal Rear Height Overall (in)	26 1/8"
ELECTRICAL DATA	
Full Load Amperes 115/60/1	4.0
REFRIGERATION DATA	
Horsepower	1/3
Capacity (BTU/Hr)	1130
Heat Rejection (BTU/Hr)	1695
Charge (lbs/grams)	0.22/100
SHIPPING DATA	
Gross Weight - Crated	295 lbs
Height - Crated	36"
Width - Crated	70"
Depth - Crated	28"

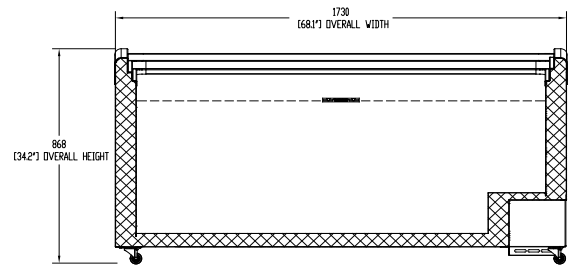
Novelty Case Freezer Model: NC68HC-1-W

Model Views

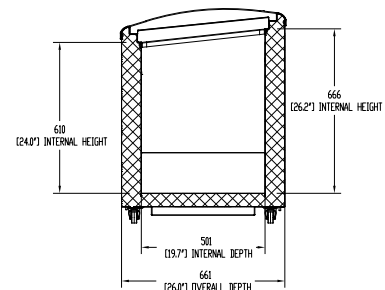
Required Clearance: 4" Sides & Rear



PLAN VIEW



ELEVATION VIEW



SIDE VIEW



ELECTRICAL CONNECTION



115/60/1
NEMA 5-15P

Units pre-wired at factory and include 8' long cord and plug set.