



BEVERAGE-AIR

Project: _____	AIA#
Item: _____	
Location: _____	SIS#
Approved: _____	

MTF23™ MERCHANDISER FREEZER: HINGED DOOR MODEL

MARKETEER™ MERCHANDISER FREEZER

MTF23 Black Hinged Door Model
Hydrocarbon Series

MODEL:
MTF23-1B



5 Year Parts/Labor Warranty Available
7 Year Compressor Warranty

CABINET CONSTRUCTION

- Standard cabinet exterior finish is heavy duty steel with a black baked on durable coating
- Heavy duty interior construction includes white coated steel
- Electronic temperature control
- Modern one piece grille
- Triple pane lowE argon filled glass doors feature outside pane that is tempered for added safety
- Self-closing hinged glass door features, pocket door handle
- LED lighting for optimal product display
- Four (4) epoxy coated shelves
- One (1) bottom rack for increased air flow
- Door locks
- Heated cabinet frame to reduce condensation
- Heated glass door, electronically controlled by humidity sensor
- Leveling feet

OPTIONS & ACCESSORIES

- 3 Year parts/labor standard, additional 2 year warranty available
- Extra shelves and clips
- 3" Casters

REFRIGERATION SYSTEM

- Uses environmentally friendly, energy efficient R290 refrigerant, and meets all regulatory requirements for CARB, SNAP, DOE & more
- Condenser is designed to be low maintenance
- Automatic, electric defrost
- Epoxy coated evaporator coil
- Maintains product temperatures of 0°F



Please verify qualifying units by visiting:
www.energystar.gov/cfs

3779 Champion Blvd., Winston-Salem, NC 27105
1-888-845-9800 Fax: 1-336-245-6453
Beverage-Air.com Sales@bevair.com



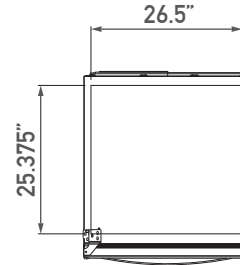
BEVERAGE-AIR

MODEL	MTF23-1B
EXTERNAL DIMENSIONAL DATA	
Width Overall	30 1/8"
Depth Overall	30 7/8"
Height Overall	78 3/4"
Number of Doors	1
INTERNAL DIMENSIONAL DATA	
NET Capacity (cubic ft.)	20.24
Internal Width Overall (in)	26 1/2"
Internal Depth Overall (in)	25 3/8"
Internal Height Overall (in)	60 3/4"
Number of Shelves	5
ELECTRICAL DATA	
Full Load Amperes 115/60/1	7.0
REFRIGERATION DATA	
Horsepower	3/4
Capacity (BTU/Hr)	2028
Heat Rejection (BTU/Hr)	3042
Charge (lbs/grams/ounces)	0.3188 / 144.6 / 5.1
WEIGHT DATA	
Gross Weight	378 lbs
Height - Crated	86"
Width - Crated	33"
Depth - Crated	33"

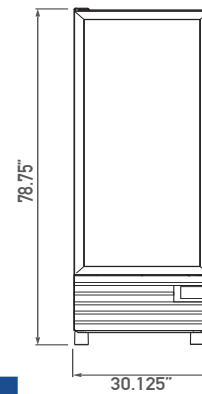
Glass Hinged Door Model Model: MTF23-1B

Model Views

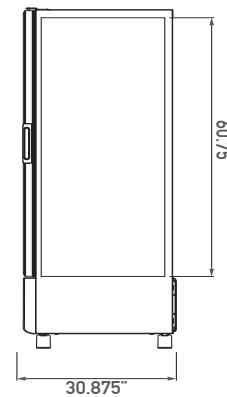
Required Clearance: 4" Top, Bottom, Rear, & Sides



PLAN VIEW



ELEVATION VIEW



SIDE VIEW

ELECTRICAL CONNECTION



115/60/1
NEMA 5-15P

Unit pre-wired at factory and include 8' long cord and plug set.

