



# BEVERAGE-AIR

Project: _____	AIA#
Item: _____	SIS#
Location: _____	
Approved: _____	

## MARKETEER™ MERCHANDISERS

### MT23 Black Hinged Door Model

### Hydrocarbon Series

**MODEL:**  
**MT23-1B**

**MT23™ MERCHANDISER: HINGED DOOR MODEL**



**5 Year Parts/Labor Warranty Available**  
**7 Year Compressor Warranty**

#### CABINET CONSTRUCTION

- Standard cabinet exterior finish is heavy duty steel with a black baked on durable coating
- Heavy duty interior construction includes white coated steel
- Mechanical temperature control
- Modern one piece grille
- Double pane lowE argon filled glass door feature outside pane that is tempered for added safety
- Door lock standard
- Self-closing hinged glass door features, pocket door handle
- LED lighting
- Five (5) epoxy coated shelves
- Leveling feet

#### OPTIONS & ACCESSORIES

- 3 Year parts/labor standard, additional 2 year warranty available
- Extra shelves and clips
- 3" Casters
- Visislide shelving kit

#### REFRIGERATION SYSTEM

- Uses environmentally friendly, energy efficient R290 refrigerant, and meets all regulatory requirements for CARB, SNAP, DOE & more
- Condenser is designed to be low maintenance, and energy efficient
- Automatic, non-electric defrost
- Epoxy coated evaporator coil



Please verify qualifying units by visiting:  
[www.energystar.gov/cfs](http://www.energystar.gov/cfs)

3779 Champion Blvd., Winston-Salem, NC 27105  
1-888-845-9800 Fax: 1-336-245-6453  
Beverage-Air.com Sales@bevair.com



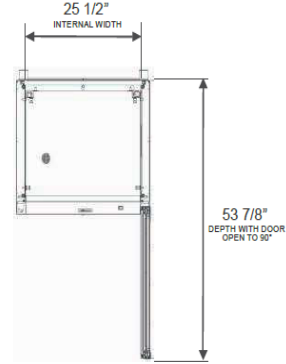
# BEVERAGE-AIR

MODEL	MT23-1B
<b>EXTERNAL DIMENSIONAL DATA</b>	
Width Overall	29 1/2"
Depth Overall	25 13/16"
Height Overall	78 5/16"
Number of Doors	1
Depth with Door Open 90°	53 7/8"
Door Opening	25 5/8" x 60 1/4"
<b>INTERNAL DIMENSIONAL DATA</b>	
NET Capacity (cubic ft.)	19.20
Capacity 20 oz	240
Internal Width Overall (in)	25 1/2"
Internal Depth Overall (in)	19 3/8"
Internal Height Overall (in)	60 1/2"
Internal Height Useable (in)	54 3/8"
Number of Shelves	5
<b>ELECTRICAL DATA</b>	
Full Load Amperes 115/60/1	7.0
<b>REFRIGERATION DATA</b>	
Horsepower	1/3
Energy Consumption	1.820 kWh/day
Capacity (BTU/Hr)	2274
Heat Rejection (BTU/Hr)	3411
Charge (lbs/grams/ounces)	0.121 / 55 / 1.94
<b>WEIGHT DATA</b>	
Gross Weight - Crated	324 lbs
Height - Crated	85"
Width - Crated	33"
Depth - Crated	29"

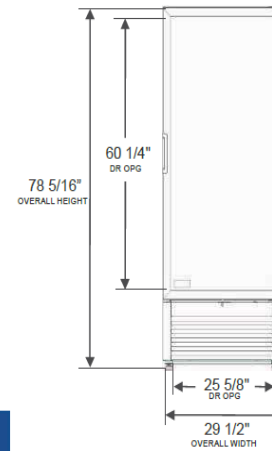
## Glass Hinged Door Model Model: MT23-1B

### Model Views

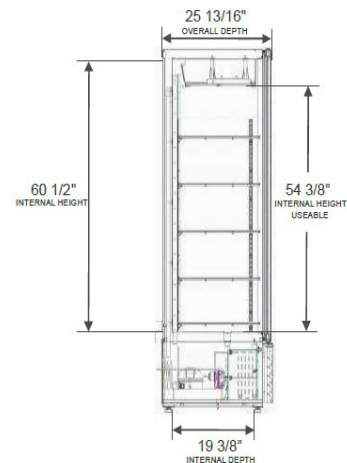
Required Clearance: 4" Top, Bottom, Rear, & Sides



### PLAN VIEW



### ELEVATION VIEW



### SIDE VIEW

### ELECTRICAL CONNECTION



115/60/1  
NEMA 5-15P

Unit pre-wired at factory and include 8' long cord and plug set.



3779 Champion Blvd., Winston-Salem, NC 27105 1-888-845-9800 Fax: 1-336-245-6453 Beverage-Air.com Sales@bevoir.com

an Ali Group Company



The Spirit of Excellence