



BEVERAGE-AIR

Project: _____	AIA#
Item: _____	
Location: _____	SIS#
Approved: _____	

MT10™ MERCHANDISER: HINGED DOOR MODEL

MARKETEER™ MERCHANDISERS
MT10 Black Hinged Door Model
 Hydrocarbon Series

MODEL:
MT10-1B



5 Year Parts/Labor Warranty Available
7 Year Compressor Warranty

CABINET CONSTRUCTION

- Standard cabinet exterior finish is heavy duty steel with a black baked on durable coating
- Heavy duty interior construction includes white coated steel
- Mechanical temperature control
- Modern one piece grille
- Double pane lowE argon filled glass door feature outside pane that is tempered for added safety
- Door lock standard
- Self-closing hinged glass door features, pocket door handle
- LED lighting
- Three (3) epoxy coated shelves
- Leveling feet

OPTIONS & ACCESSORIES

- 3 Year parts/labor standard, additional 2 year warranty available
- Extra shelves and clips
- 3" Casters
- Visislide shelving kit

REFRIGERATION SYSTEM

- Uses environmentally friendly, energy efficient R290 refrigerant, and meets all regulatory requirements for CARB, SNAP, DOE & more
- Condenser is designed to be low maintenance, and energy efficient
- Automatic, non-electric defrost
- Epoxy coated evaporator coil



Please verify qualifying units by visiting:
www.energystar.gov/cfs

3779 Champion Blvd., Winston-Salem, NC 27105
1-888-845-9800 Fax: 1-336-245-6453
Beverage-Air.com Sales@bevair.com



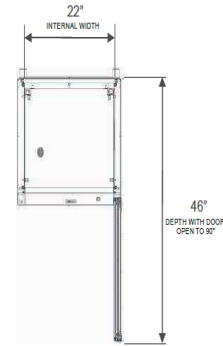
BEVERAGE-AIR

MODEL	MT10-1B
EXTERNAL DIMENSIONAL DATA	
Width Overall	24 7/8"
Depth Overall	22 13/16"
Height Overall	54 3/8"
Number of Doors	1
Depth with Door Open 90°	46"
Door Opening	21" x 39 7/16"
INTERNAL DIMENSIONAL DATA	
NET Capacity (cubic ft.)	9.43
Capacity 20 oz	126
Internal Width Overall (in)	22"
Internal Depth Overall (in)	16 1/4"
Internal Height Overall (in)	40 5/8"
Internal Height Useable (in)	37 3/16"
Number of Shelves	3
ELECTRICAL DATA	
Full Load Amperes 115/60/1	3.2
REFRIGERATION DATA	
Horsepower	1/6
Energy Consumption	1.740 kWh/day
Charge (lbs/grams/ounces)	0.104 / 47 / 1.66
WEIGHT DATA	
Gross Weight - Crated	198 lbs
Height - Crated	65"
Width - Crated	28"
Depth - Crated	27"

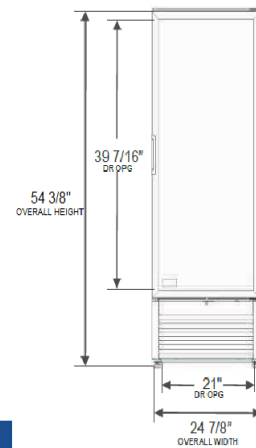
Glass Hinged Door Model Model: MT10-1B

Model Views

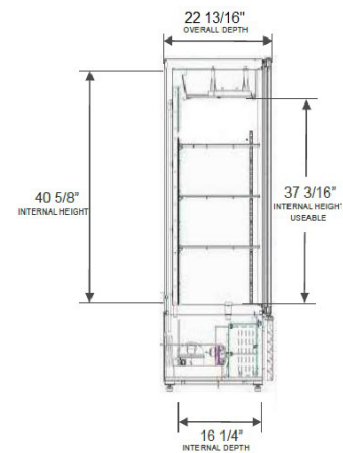
Required Clearance: 4" Top, Bottom, Rear, & Sides



PLAN VIEW



ELEVATION VIEW



SIDE VIEW

ELECTRICAL CONNECTION



115/60/1
NEMA 5-15P

Unit pre-wired at factory and include 8' long cord and plug set.



3779 Champion Blvd., Winston-Salem, NC 27105 1-888-845-9800 Fax: 1-336-245-6453 Beverage-Air.com Sales@bevair.com

an Ali Group Company



The Spirit of Excellence