



BEVERAGE-AIR

| | |
|-----------------|------|
| Project: _____ | AIA# |
| Item: _____ | |
| Location: _____ | SIS# |
| Approved: _____ | |

HBR44HC BOTTOM MOUNT REACH-IN REFRIGERATOR

HORIZON BOTTOM MOUNT REACH-IN
HBR44HC Half-Glass Door Reach-In Refrigerator
 Hydrocarbon Series

MODEL:
HBR44HC-1-HG



5 Year Parts/Labor Warranty Available
7 Year Compressor Warranty

CABINET CONSTRUCTION

- Stainless steel front, side, and grille (galvanized back & bottom)
- Stainless steel interior
- LED lighting
- Full electronic control with one-touch defrost
- One-piece grille allow easy removal/installation for preventative maintenance
- Self closing door with 120° stay open feature
- Spring-loaded style hinges
- Plug-in magnetic door gaskets
- Six (6) heavy duty epoxy coated wire shelves
- 6" Casters with two (2) brakes

OPTIONS & ACCESSORIES

- 3 Year parts/labor standard, additional 2 year warranty available
- Stainless steel universal tray slide pair, 1 tray slide set for (1) 18" x 26" or (2) 14" x 18" pans (AC)
- Wine models
- Door locks
- 3" Casters or 6" legs
- Epoxy shelves
- Shelf clips
- Remote option* (see note on back page)

REFRIGERATION SYSTEM

- Uses environmentally friendly, energy efficient R290 refrigerant, and meets all regulatory requirements for CARB, SNAP, DOE & more
- Hot gas condensate evaporator
- Adaptive defrost
- Epoxy coated evaporator coil
- Maintains product temperatures between 36°F and 38°F



 ENERGY STAR
 Please verify qualifying units by visiting:
www.energystar.gov/cfs

3779 Champion Blvd., Winston-Salem, NC 27105
 1-888-845-9800 Fax: 1-336-245-6453
 Beverage-Air.com Sales@bevair.com



BEVERAGE-AIR

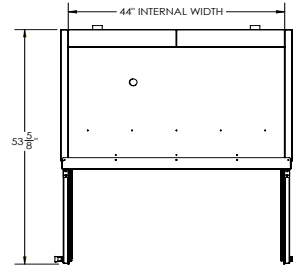
| MODEL | HBR44HC-1-HG |
|----------------------------------|--------------------|
| EXTERNAL DIMENSIONAL DATA | |
| Width Overall | 47" |
| Depth Overall with Handle | 33 ¾" |
| Height Overall | 84 ¼" |
| Number of Doors | 2 |
| Depth with Door Open 90° | 53 ⅝" |
| Door Openings (in) | 20 ¼" x 24 ⅝" |
| INTERNAL DIMENSIONAL DATA | |
| NET Capacity (cubic ft.) | 40.2 |
| Internal Width Overall (in) | 44" |
| Internal Depth Overall (in) | 26" |
| Internal Height Overall (in) | 61 ⅝" |
| Internal Height Useable (in) | 55" |
| Number of Shelves | 6 |
| ELECTRICAL DATA | |
| Full Load Amperes 115/60/1 | 3.9 |
| REFRIGERATION DATA | |
| Horsepower | 1/3 |
| Capacity (BTU/Hr) | 2291 |
| Heat Rejection (BTU/Hr) | 3436.5 |
| Charge (lbs/grams/ounce) | 0.2425 / 110 / 3.9 |
| SHIPPING DATA | |
| Gross Weight - Crated | 566 lbs |
| Height - Crated | 88" |
| Width - Crated | 49" |
| Depth - Crated | 37" |

*NOTE: Remote units are field wired and come with 6" legs. Refrigerant must be specified at time of order.

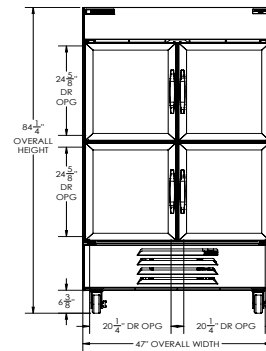
Bottom Mount Reach-In Refrigerator Model: HBR44HC-1-HG

Model Views

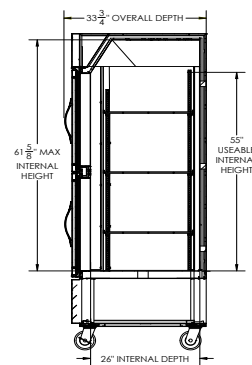
Required Clearance: Bottom & Rear 3"



PLAN VIEW



ELEVATION VIEW



SIDE VIEW



ELECTRICAL CONNECTION



115/60/1
NEMA 5-15P

Unit pre-wired at factory and include 8' long cord and plug set.