

GLASS DOOR MERCHANDISER REFRIGERATOR SINGLE SWING DOOR



EMGR20

EM Series



Refrigeration System

- Bottom mounted, self-contained and fully detachable Blizzard R290 condensing unit uses environmentally friendly, EPA-compliant R290 refrigerant with zero (0) Ozone Depletion Potential (ODP) and three (3) Global Warming Potential (GWP). Blizzard R290 is easily replaceable and requires no on-site brazing.
- Electronically commutated (ECM) fan motors achieve rapid cooling with less energy consumption.
- Full-length air duct ensures optimal cold air distribution (except EMGR5(B)).
- Air circulation guard keeps floor vents from obstruction (except EMGR5(B)).
- Time-initiated and temperature-terminated auto defrost cycle for seamless operation.
- Large capacity, corrosion-resistant condenser and evaporator coils.
- Self-maintaining, energy-efficient condensate drain pan requires no external drains or electric heaters.
- High performance, auto-reverse condenser fan motor supports compressor ventilation and condenser coil cleaning.
- Pre-wired and ready to plug, 115V/60Hz/1Ph, NEMA 5-15P.

Cabinet Construction

- White coated steel exterior/interior.
- Stainless steel floor interior has rounded corners and detachable drain plug for ease of cleaning.
- 2.5" thick high density polyurethane insulation.
- Four height adjustable screw legs.

Lighting

- Shielded LED bar lighting with on/off switch provides bright, high color illumination at lower heat output.

Doors

- Low emissivity double glass panes reflect UV rays for efficient cooling.
- Black PVC door frames.
- Self-closing with adjustable torsion system for a positive seal.
- Snap-in magnetic door gasket make cleaning and replacement an easy process.
- High strength, die-cast door handles.

Shelving

- Epoxy coated, steel wire shelves with airflow guard (see table for quantity).
- Height adjustable stainless steel clips.

Temperature Control

- Multi-function digital controller with easy to read LED display.
- Factory preset temperature, 35°F. Temperature setting range from 33°F to 54°F.
- Audible overheat protection alarm for compressor and condenser coil.

Options

- Additional shelving.
- 5" or 3" swivel casters with locks on front set.
- 3.5" – 6" height-adjustable and interchangeable legs.
- NAMA certified, NSF compliant Health Timer Lock



| Type | Doors | Capacity | | Shelves | Refrigerant | HP | Power V-Hz-Ph | Amps | Crated Weight | Exterior Dimensions | | |
|------|-------|----------|----------------|---------|-------------|------|------------------|------|------------------|---------------------|--------|--------|
| | | Cu. Ft. | 20 oz. Bottles | | | | | | | L | D | H* |
| REF | 1 | 20 | 150 | 4 | R-290 | 1/4+ | 115-60-1 | 3.7 | 314 lbs | 24.75" | 30.75" | 79.75" |

(†)Based on evaporating temperature of 23°F (-5°C) & condensing temperature of 131°F (55°C). (‡) Product capacity is calculated based on standard industry figures. (*) Reference plan view for clarification on caster/unit height. If dimensions and capacity are critical, please contact Everest Refrigeration. Blizzard R290 replacement is at the sole discretion of Everest Refrigeration. Specifications subject to change without notice.

GLASS DOOR MERCHANDISER REFRIGERATOR SINGLE SWING DOOR



EMGR20

EM Series

DIMENSIONAL DATA

| | | |
|--------------------|----|-----------|
| External Dims. | L | 24.75 in. |
| | D | 30.75 in. |
| | H* | 79.75 in. |
| Crated Weight | | 314 lbs. |
| Doors/Drawers/Lids | | 1 |
| Max Weight Support | | - |

STORAGE DATA

| | |
|------------------------|-----|
| Net Capacity Cu. Ft. † | 20 |
| Shelves | 4 |
| Barrels | - |
| 20 oz. Bottles | 150 |
| 12 oz. Bottles | - |
| 12 oz. Cans | - |
| 8" Mugs | - |
| # of Pans (Top) | - |
| # of Pans (Drawer) | - |
| Dividers | - |
| Trays | - |

ELECTRICAL DATA

| | |
|----------------------|------------|
| Voltage | 115-60-1 |
| Full Load Amperage | 3.7A |
| Feed Wires w/ Ground | 3 |
| Cord Length | 9ft |
| NEMA Plug Type | NEMA 5-15P |

REFRIGERATION DATA

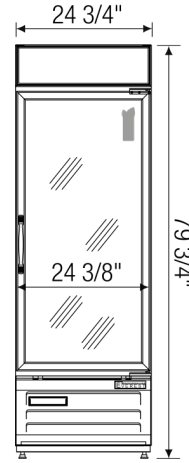
| | |
|---------------|--------|
| Compressor | Bottom |
| Refrigerant | R-290 |
| Compressor HP | 1/4+ |
| BTU/HR † | N/A |

KEY

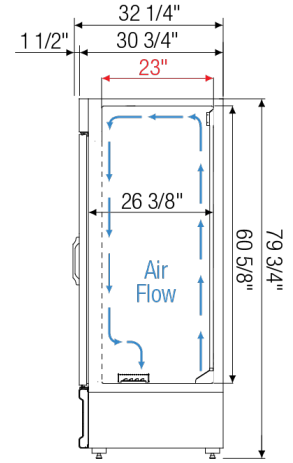
| | | | |
|-----------|------------|-------------|---------------|
| D | Door | R | Refrigerator |
| L | Lid | REF | Refrigerator |
| H | Half Door | F | Freezer |
| FD | Full Door | FRZ | Freezer |
| SD | Solid Door | DUAL | REF/FRZ Combo |
| GD | Glass Door | DR | Drawer |

| | | | | | |
|--|-----------|-------|------|----|------|
| | Elevation | Right | Plan | 3D | Back |
| | | | | | |

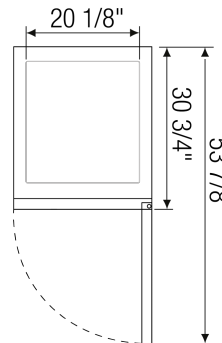
PLAN VIEW



FRONT



SIDE



TOP

ACCESSORIES & OPTIONS

- Additional Shelving - Contact Everest Refrigeration for more information.
- AJL03-00 - Interchangeable Leg for Caster (Optional)
- CASA3-01 - 3" Overall Height Caster Assembly - (2) Front (2) Rear
- CASA5-01 - 5" Overall Height Caster Assembly - (2) Front (2) Rear
- HL01-00* - Health timer lock for single door
- HLK01-00* - Health timer lock key (remote controller)
- Left Hinged Door - Contact Everest Refrigeration for more information.

(†)Based on evaporating temperature of 23°F (-5°C) & condensing temperature of 131°F (55°C). (‡) Product capacity is calculated based on standard industry figures. (*) Reference plan view for clarification on caster/unit height. If dimensions and capacity are critical, please contact Everest Refrigeration. Blizzard R290 replacement is at the sole discretion of Everest Refrigeration. Specifications subject to change without notice.