



# BEVERAGE-AIR

|                 |      |
|-----------------|------|
| Project: _____  | AIA# |
| Item: _____     | SIS# |
| Location: _____ |      |
| Approved: _____ |      |

## BAR EQUIPMENT - BAR MOBILE

### DZ24 Solid Door Dual Zone

**MODEL:**  
DZ24-1-S

**DZ24 DUAL ZONE: BAR EQUIPMENT**

**5 Year Parts/Labor Warranty Available**  
**7 Year Compressor Warranty**



#### CABINET CONSTRUCTION

- Stainless steel exterior
- Interior is galvanized steel with reinforced stainless steel floor
- Stainless steel top with black glass rails
- Stainless steel drip tray for easy cleaning
- Full electronic control
- 3-in-1 Draft solution uses a single stainless-steel tap to serve different beverages, such as wine, beer, and coffee (or other non-alcoholic beverages) through silver-lined, anti-microbial tubing that is 100% effective against the top 4 beverage spoiling bacteria
- Dual zone models feature 2 independent compartments that allow independent temperature in each section
- Unit has a minimum variance of +/-15°F, and maximum of 20°F depending on condition
- 100% portable with waste bottle to capture beer/wine from drain
- Magnetic gasket provides positive door sealing
- Self-closing door with lock standard
- 3" Insulated tower with dual faucet, standard
- Holds up to (4) 1/6 kegs in each section
- Four-inch (4") deavy duty casters with two (2) brakes

#### OPTIONS & ACCESSORIES

- 3 Year parts/labor standard, additional 2 year warranty available
- Stainless steel interior
- Tap Locks
- 1- 4 Tap insulated stainless towers/taps
- No draft arm with hole cover

#### REFRIGERATION SYSTEM

- Refrigeration system uses R134a refrigerant to comply with all environmental concerns
- Automatic, non-electric defrost
- Epoxy coated evaporator coil
- Left hand compartment maintains 32°-40°F, Right hand maintains 50°-65°F



Please verify qualifying units by visiting:  
[www.energystar.gov/cfs](http://www.energystar.gov/cfs)

3779 Champion Blvd., Winston-Salem, NC 27105  
1-888-845-9800 Fax: 1-336-245-6453  
Beverage-Air.com Sales@beva.com



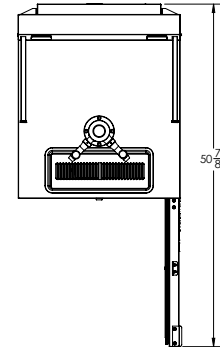
# BEVERAGE-AIR

| MODEL                            | DZ24-1-S                               |
|----------------------------------|--|
| <b>EXTERNAL DIMENSIONAL DATA</b> |  |
| Width Overall                    | 24"                                    |
| Depth Overall (with handle)      | 29 <sup>3</sup> / <sub>8</sub> "       |
| Height Overall (with casters)    | 53"                                    |
| Number of Doors                  | 1                                      |
| Depth with Door Open 90°         | 50 <sup>1</sup> / <sub>8</sub> "       |
| Door Openings (in)               | 20" x 27 <sup>3</sup> / <sub>4</sub> " |
| <b>INTERNAL DIMENSIONAL DATA</b> |  |
| NET Capacity Freezer (cubic ft.) | (L) 3.72, (R) 3.72                     |
| Internal Width Overall (in)      | 10"                                    |
| Internal Depth Overall (in)      | 18 <sup>1</sup> / <sub>8</sub> "       |
| Internal Max Height Overall (in) | 29 <sup>1</sup> / <sub>2</sub> "       |
| Number of Straight Wall Kegs     | 4 (1/6)                                |
| <b>ELECTRICAL DATA</b>           |  |
| Full Load Amperes                | 4                                      |
| <b>REFRIGERATION DATA</b>        |  |
| Horsepower                       | 1/5                                    |
| Capacity (BTU/Hr)                | 1110                                   |
| Heat Rejection (BTU/Hr)          | 1665                                   |
| Charge (lbs/grams/ounces)        | 0.2976 / 135 / 4.75                    |
| <b>SHIPPING DATA</b>             |  |
| Gross Weight - Crated            | 220 lbs                                |
| Height - Crated                  | 46"                                    |
| Width - Crated                   | 27"                                    |
| Depth - Crated                   | 31"                                    |

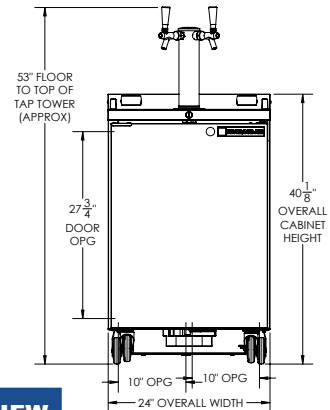
## Bar Equipment - Dual Zone Bar mobile Model: DZ24-1-S

### Model Views

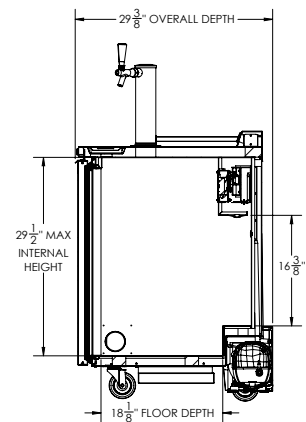
Required Clearance: 5 <sup>1</sup>/<sub>4</sub>" Bottom



### PLAN VIEW



### ELEVATION VIEW



### SIDE VIEW



### ELECTRICAL CONNECTION



115/60/1  
NEMA 5-15P

Unit pre-wired at factory and include 8' long cord and plug set.