

# Counter Top Convection Ovens

## MODELS:

CTCO-25 / CTCO-50 / CTCO-100

### Standard Features

- Heavy duty exterior/interior stainless steel construction
- Reinforced door with with double pane tempered cool to touch glass
- Advanced air flow design for even baking
- 120 minute timer
- Manual controls with temperature settings from 100°F - 500°F
- Interior light
- Removable wire rack holder
- 1.1” legs for CTCO-25 & CTCO-50
- 0.8”-3.9” adjustable legs for CTCO-100
- Distance between oven racks is 1.85”
- Chrome oven racks

**CTCO-25**



**CTCO-50**



**CTCO-100**



1 YR WARRANTY ON ALL PARTS AND LABOR (US ONLY)



Conforms to ANSI  
 STD Z48.110-2009 (2011)  
 Certified to CSA  
 STD 1.8B-2009 (2011)  
 California to NSF/ANSI STD.4

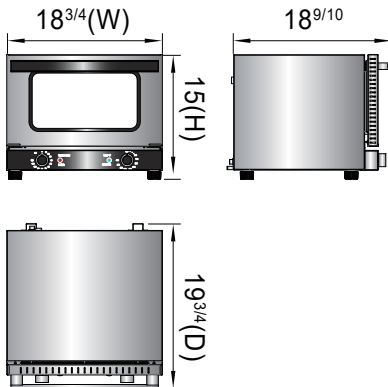


## SPECIFICATIONS

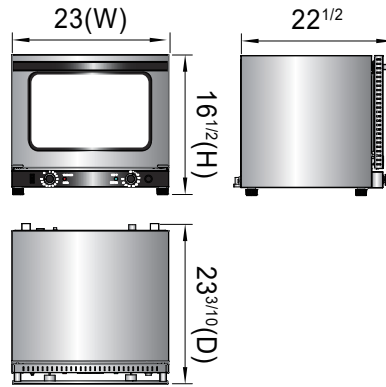
Models	Shelves	Oven Rack Dimensions (inch)	Interior Dimensions WxDxH”	Exterior Dimensions WxDxH”	Voltage (V/Hz/Ph)	Amps (A)	Watts (W)	Plug	Unit Weight (lbs)	Shipping Weight (lbs)
CTCO-25	3	13 <sup>7/10</sup> ”x11”	14 <sup>1/10</sup> ”x13”x8 <sup>3/5</sup> ”	18 <sup>3/4</sup> ”x19 <sup>3/4</sup> ”x15”	120/60/1	12	1440	NEMA-L5-15P	43	47.4
CTCO-50	4	18”x12 <sup>4/5</sup> ”	18 <sup>2/5</sup> ”x15 <sup>3/5</sup> ”x10”	23”x22 <sup>1/2</sup> ”x16 <sup>1/2</sup> ”	120/60/1	13	1550	NEMA-5-20P	55.1	61.7
CTCO-100	4	26”x17 <sup>7/10</sup> ”	27 <sup>2/5</sup> ”x19”x13 <sup>1/2</sup> ”	31 <sup>13/16</sup> ”x27 <sup>3/32</sup> ”x23 <sup>5/32</sup> ”	208/60/3	22	5450	NEMA-6-30P	102.3	108

## PLAN VIEW

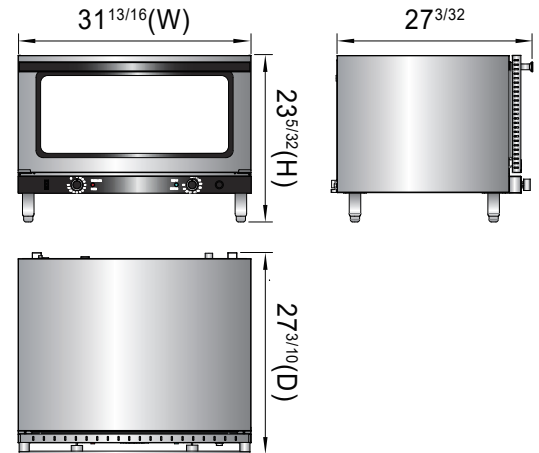
**CTCO-25**



**CTCO-50**



**CTCO-100**



**Controls**



**Chrome Oven Racks**

