



BEVERAGE-AIR®

Project: _____	AIA#
Item: _____	
Location: _____	SIS#
Approved: _____	

CT12-12HC TOP MOUNT CROSS TEMP®

TOP MOUNT CROSS TEMP®

CT12-12HC Half-Solid Door Variable Speed Freezer/Refrigerator Hydrocarbon Series

MODEL:
CT12-12HC-1HS



5 Year Parts/Labor Warranty Available
7 Year Compressor Warranty

CABINET CONSTRUCTION

- Exterior is stainless steel front with continuous coil coated sides
- Interior liner is made of corrosion resistant aluminum
- LED lighting
- Door locks
- Expansion valve technology
- Easily converts from refrigerator to freezer
- Dual cabinet configurable to all menu initiatives, temperature range of -15 to 40° F
- Modulates coil temp to achieve desired set point
- Intuitive compressor
- Variable speed compressor technology achieve 30% more energy efficiency
- Quicker pull-down
- Improved product stability
- Four (4) epoxy coated shelves
- 6" Casters with (2) brakes

OPTIONS & ACCESSORIES

- 3 Year parts/labor standard, additional 2 year warranty available
- Stainless steel exterior
- Stainless steel interior
- Stainless steel tray slide (A)
- Universal tray slide (AC)
- Epoxy coated wire rod tray slide (kit #4)
- Additional shelves
- Left hand hinged
- 3" Casters
- 6" Flanged legs

REFRIGERATION SYSTEM

- Uses environmentally friendly, energy efficient R290 refrigerant, and meets all regulatory requirements for CARB, SNAP, DOE & more
- High efficiency electric condensate evaporation
- Adaptive defrost
- Epoxy coated evaporator coil




Please verify qualifying units by visiting:
www.energystar.gov/cfs

3779 Champion Blvd., Winston-Salem, NC 27105
1-888-845-9800 Fax: 1-336-245-6453
Beverage-Air.com Sales@bevair.com



BEVERAGE-AIR®

MODEL	CT12-12HC-1HS
EXTERNAL DIMENSIONAL DATA	
Width Overall	26 ½"
Depth Overall with Handles	34 ¾"
Height Overall	84 ½"
Number of Doors	2
Depth with Door Open 90°	57 ½"
Door Openings (in)	21 ½" x 24 ¾"
INTERNAL DIMENSIONAL DATA	
NET Capacity (cubic ft.)	(2X) 9.0
Internal Width Overall (in)	22 ½"
Internal Depth Overall (in)	26"
Internal Height Overall (in)	26 ⅝"
Number of Shelves	4
ELECTRICAL DATA	
Full Load Amperes 115/60/1*	7.5
REFRIGERATION DATA	
Horsepower	(2X) 1/3
Capacity (BTU/Hr)	(2X) 1820-5200
Heat Rejection (BTU/Hr)	(2X) 2730-7800
Charge (lbs/grams)	(2X) 0.165/75
SHIPPING DATA	
Gross Weight - Crated	418 lbs
Height - Crated	88"
Width - Crated	35"
Depth - Crated	45"

ELECTRICAL CONNECTION



115/60/1*
NEMA 5-15P

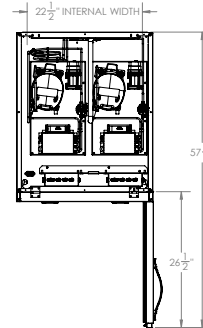
Unit pre-wired at factory and include (2) 8' long cord and plug set.

* NOTE: This unit utilizes variable speed compressor technology. The compressor can experience nuisance tripping on Class A GFCI outlets which have a trip limit of 4 mA to 6 mA. To avoid this issue in a location that requires GFCI circuit protection, Beverage-Air recommends using a HUBBELL Model Number GFRST83W 20A Heavy Duty Hospital Grade Self-Test GFCI Receptacle.

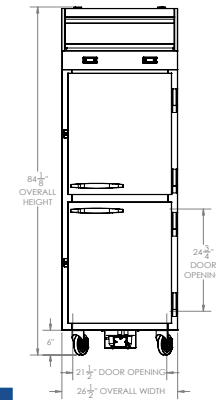
Cross Temp® Top Mount Freezer/Refrigerator Model: CT12-12HC-1HS

Model Views

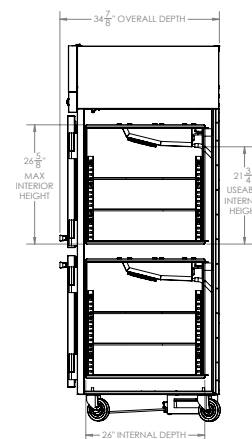
Required Clearance: Top 12", Bottom 6", Rear 3"



PLAN VIEW



ELEVATION VIEW



SIDE VIEW

