



BEVERAGE-AIR

Project: _____	AIA#
Item: _____	
Location: _____	SIS#
Approved: _____	

CDR6HC DELI/BAKERY CASE REFRIGERATOR

DELI/BAKERY CASE

CDR6HC Deli/Bakery Case Refrigerator
Hydrocarbon Series

MODEL:
CDR6HC-1-W



5 Year Parts/Labor Warranty Available
7 Year Compressor Warranty

CABINET CONSTRUCTION

- Exterior has white powder coated galvanized steel
- Stainless steel interior with mirrored end caps
- Sliding glass, removable doors
- Curved front glass
- Full electronic control with various set points
- LED lighting with on and off switch
- Electrical outlet for scale
- Adjustable shelves for better product display
- Price tag molding standard
- Open food rated

OPTIONS & ACCESSORIES

- 3 Year parts/labor standard, additional 2 year warranty available
- Dry case (add -D to refrigerated models)
- 3" Casters
- 6" Casters
- 2 3/4" Casters

REFRIGERATION SYSTEM

- Uses environmentally friendly, energy efficient R290 refrigerant, and meets all regulatory requirements for CARB, SNAP, DOE & more
- Hot gas condensate evaporator
- Hot gas defrost system
- Maintenance free condenser
- Refrigerator maintains product temperatures between 33°F to 41°F
- Direct sunlight should be avoided
- Tested to 75°F and 55% relative humidity



Please verify qualifying units by visiting:
www.energystar.gov/cfs

3779 Champion Blvd., Winston-Salem, NC 27105
1-888-845-9800 Fax: 1-336-245-6453
Beverage-Air.com Sales@bevair.com



BEVERAGE-AIR

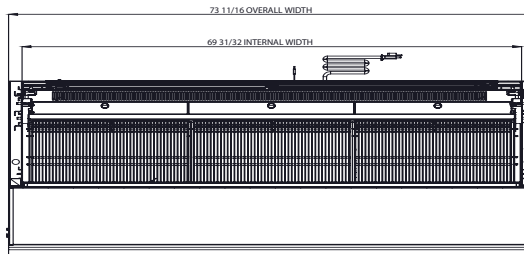
MODEL	CDR6HC-1-W
EXTERNAL DIMENSIONAL DATA	
Width Overall	73 1 ¹ / ₁₆ "
Depth Overall	35 4 ⁷ / ₆₄ "
Height Overall	48 9 ¹ / ₁₆ "
INTERNAL DIMENSIONAL DATA	
NET Capacity (cubic ft.)	21
Internal Width Overall (in)	69 3 ¹ / ₃₂ "
Internal Depth Top & Middle Overall (in)	15 1 ¹ / ₁₀₀ "
Internal Depth Overall Bottom (in)	24 3 ⁷ / ₁₀₀ "
Internal Height Overall (in)	38 4 ³ / ₆₄ "
Number of Shelves	2
ELECTRICAL DATA	
Full Load Amperes	5.0
REFRIGERATION DATA	
Horsepower	1/4
Energy Consumption	8.33 kw-hr/24 hrs
Capacity (BTU/Hr)	2450
Heat Rejection (BTU/Hr)	3675
Charge (lbs/grams)	0.209/95
SHIPPING DATA	
Gross Weight- Crated	672 lbs
Height - Crated	58"
Width - Crated	80"
Depth - Crated	39"

Deli/Bakery Case Refrigerator


Model: CDR6HC-1-W

Model Views

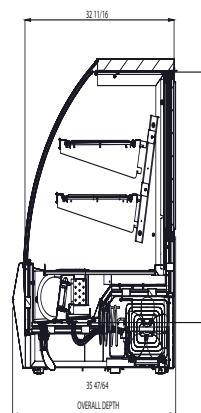
Required Clearance: Do not block grille (3" rear)



PLAN VIEW



ELEVATION VIEW



SIDE VIEW



ELECTRICAL CONNECTION



120/60/1
NEMA 5-15P

Units pre-wired at factory and include 8' long cord and plug set.