

Project: _____

Item: _____

Qty: _____ Date: _____

BakeMax BMREF Titan Series Countertop Refrigerated Display Case




Model BMREF35



The BakeMax BMREF Titan Series Countertop Refrigerated Display Case is great for Restaurants, Cafes, Cafeterias, Hotels and more. This unit will help you increase your impulse sales with its beautiful curved glass design and LED lights.

Features:

- Available in 28" wide (BMREF28) or 35" wide (BMREF35)
- Temperature range: 0-12°C / 32 - 54°F
- Forced air circulation, providing air flow around your products
- 4 sides of double glass panels
- 360° product view
- Curved front glass provides an elegant look
- Internal LED top lighting for enhanced product display
- Sliding back doors for easy access to your products
- Digital temperature display & controls
- Adjustable chrome plated shelves, with a shelf load capacity: 32lb each
- Ventilated cooling system
- Environment friendly R290 refrigerant
- Automatic defrost
- 1 year limited warranty



LED Lights



Digital Temperature Control & Display



Chrome Plated Adjustable Shelves with a 32lb Load Capacity





Model BMREF28

**Display cases are not intended for overnight storage of perishable food.

BakeMax[®] / Titan Ventures International Inc.

Warehouses:

170 Millennium Blvd, Moncton, NB, E1E2G8 
 3601 Pinnacle Point Dr, Dallas, TX 75211 

Toll Free: 1-800-565-BAKE (2253)

Phone: 506-858-8990

Fax: 506- 859-6929

Email: Sales@BakeMax.com

Project: _____

Item: _____

Qty: _____ Date: _____

BakeMax BMREF Titan Series Countertop Refrigerated Display Case

BMREF28 Technical Specifications:

- Exterior Dimensions (WDH): 27.6" x 22.5" x 27"
- Shelf Sizes (WD): Top 25" x 13.25", Bottom 25" x 14.5"
- Shelf Max Load Capacity: 32lb
- Electrical: 120v / 160 watts / 60Hz / 1Ph
- Nema: 5-15P Plug
- R290 Refrigerant
- Net Weight: 141 lb / 64 kg



Model BMREF28

BMREF35 Technical Specifications:

- Exterior Dimensions (WDH): 35.4" x 22.5" x 27"
- Shelf Sizes (WD): Top 32" x 13.25", Bottom 32" x 14.5"
- Shelf Max Load Capacity: 32lb
- Electrical: 120v / 160 watts / 60Hz / 1Ph
- Nema: 5-15P Plug
- R290 Refrigerant
- Net Weight: 156 lb / 71 kg



Model BMREF35

BMREF28 Shipping Specifications:

- Packaged Dimensions (WDH): 31" x 25" x 30"
- Packaged Weight: 146 lb / 66 kg



BMREF35 Shipping Specifications:

- Packaged Dimensions (WDH): 38" x 25" x 30"
- Packaged Weight: 162 lb / 73 kg

** Due to continuous product improvement, specifications are subject to change without notice.

BakeMax[®] / Titan Ventures International Inc.

Warehouses:

170 Millennium Blvd, Moncton, NB, E1E2G8 
3601 Pinnacle Point Dr, Dallas, TX 75211 

Toll Free: 1-800-565-BAKE (2253)

Phone: 506-858-8990

Fax: 506- 859-6929

Email: Sales@BakeMax.com