



# BEVERAGE-AIR

Project: _____	AIA#
Item: _____	
Location: _____	SIS#
Approved: _____	

**BF602DP BLAST CHILLER/SHOCK ROLL-IN FREEZER**

## REMOTE BLAST CHILLER

### BF602DP Solid Door Roll-In Blast Chiller

**MODEL:  
BF602DP-1P**



Note: Shown With Optional Ramp

**5 Year Parts/Labor Warranty Available**  
**5 Year Compressor Warranty**

### CABINET CONSTRUCTION

- Stainless steel exterior and interior
- Die-formed interior floor has rounded corners
- Central drain for easy cleaning
- Anti-condensation perimeter heating around door opening
- Ergonomic door handle and stainless steel
- Snap in place magnetic gaskets self closing door with hold open stop at 100°
- Soft and hard, timed or core probe blast chilling
- Soft and hard, timed or core probe shock freezing
- Automatic recognition of core probe
- Multi point sensor temperature display button
- Core probe heater button
- HACCP alarm display button
- Pre-cooling cycle button
- Adjustable evaporator fan speed button
- Timed manual defrost button
- USB data recorder
- Infinity mode program with adjustable set point
- Automatic conservation mode at end of cycle
- On board recipe book with 68 pre-set programs
- 99 Free memory positions for custom programs
- LCD illuminated temperature display
- Real time clock
- One, high precision heated multi sensor probe
- Maximum interior dimensions for carts: 30"W x 122"D x 75"H (not included)
- Ramp dimension: 39.2"W x 31.9"D (ramp not included)

### OPTIONS & ACCESSORIES

- 3 Year parts/labor standard, additional 2 year warranty available
- UV sterilization lamp (must be added at time of order)
- Single sensor probes (up to 4 possible)
- Change door swing
- Ramp (not included)

### REFRIGERATION SYSTEM

- Remote refrigeration system uses R404 refrigerant (condensing unit to be provided)
- Evaporator fitted with a high flow rate fan insures maximum cooling efficiency
- Indirect air flow assures highest product quality
- Manual defrosting with door open on a timed cycle
- Blast chilling (194°F to 37°F in 90 minutes) or shock freezing (194°F to 0°F in 240 minutes) cycles



Please verify qualifying units by visiting:  
[www.energystar.gov/cfs](http://www.energystar.gov/cfs)

3779 Champion Blvd., Winston-Salem, NC 27105  
1-888-845-9800 Fax: 1-336-245-6453  
Beverage-Air.com Sales@bevair.com



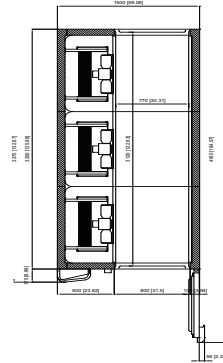
# BEVERAGE-AIR®

MODEL	BF602DP-1P
<b>EXTERNAL DIMENSIONAL DATA</b>	
Width Overall (in)	59.06"
Depth Overall (in)	132.87"
Height Overall (in)	87.80"
Number of Doors	1
Width, Door Opening (in)	164.57"
Door Opening (in)	31.5" x 75.59"
<b>PERFORMANCE DATA</b>	
Sheet Pan Capacity* (18" x 26")	60
Steam Table Pan Capacity* (12" x 20")	120
Chilling Capacity In 90 Min	1000 lbs
Freezing Capacity In 240 Min	665 lbs
Climate Class	5
Capacity Mobile Cart(s)	3 GN 2/1
<b>ELECTRICAL DATA</b>	
Cabinet Voltage	208-240/60/3
Total Amperes	26
NEMA Plug	N.A.
<b>REFRIGERATION DATA</b>	
Condensing Unit Size, HP	N.A.
Refrigerant	R404
Capacity (BTU/Hr) (113°F/-13°F)	70,933
Heat Rejection (W) (14°F/95°F)	N.A.
Refrigerant Amount (lbs)	N.A.
<b>WEIGHT DATA</b>	
Gross Weight - Crated	2828 lbs
Height - Crated	(3) 90"
Width - Crated	(3) 56"
Depth - Crated	(3) 71"

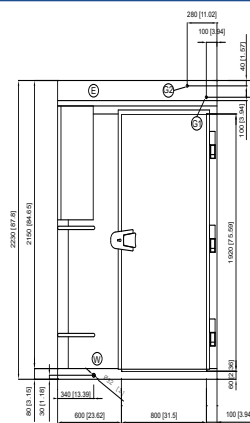
\*Note - Pans not included

## Remote Blast Chiller/Shock Roll-In Freezer Model: BF602DP-1P

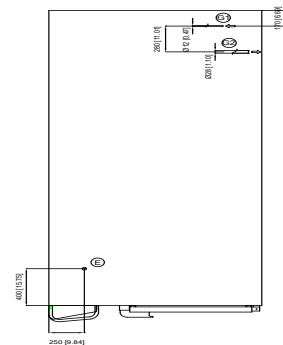
### Model Views



### PLAN VIEW



### ELEVATION VIEW



### SIDE VIEW

